

Student: Student #1, general education

Assessment: ACT Pre-Test 2017-18 - Math

Test Date: 9/22/2017

Subject: Mathematics

21.67%

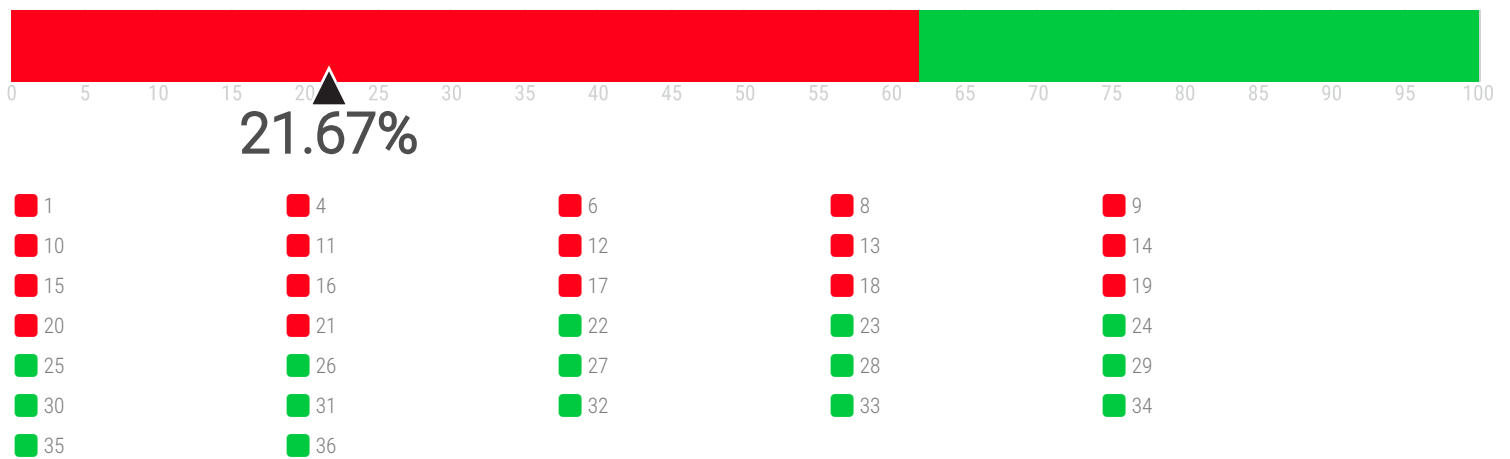
13 out of 60 points

14

Dear Parent or Guardian:

This report communicates how [redacted] performed on **ACT Pre-Test 2017-18 - Math**. This assessment was administered to measure [redacted] progress in mastering grade/course-appropriate state content standards.

Overall, [redacted] performed at a **14** proficiency level.



Below are area(s) for which [redacted] DID show mastery on this assessment.

Did not show mastery in any areas

Below are area(s) for which [redacted] DID NOT show mastery on this assessment.

Area	# Correct	% Correct
A (Algebra)	4 / 10	40%
AF (Algebra / Functions)	2 / 9	22%
F (Functions)	0 / 4	0%
G (Geometry)	4 / 27	14%
N (Number and Quantity)	3 / 7	42%
S (Statistics and Probability)	0 / 3	0%
300 Level	1 / 2	50%
400 Level	4 / 12	33%
500 Level	4 / 17	23%
600 Level	4 / 22	18%
700 Level	0 / 7	0%

Student: Student #2, general education

Assessment: ACT Pre-Test 2017-18 - Math

Test Date: 9/22/2017

Subject: Mathematics

28.33%

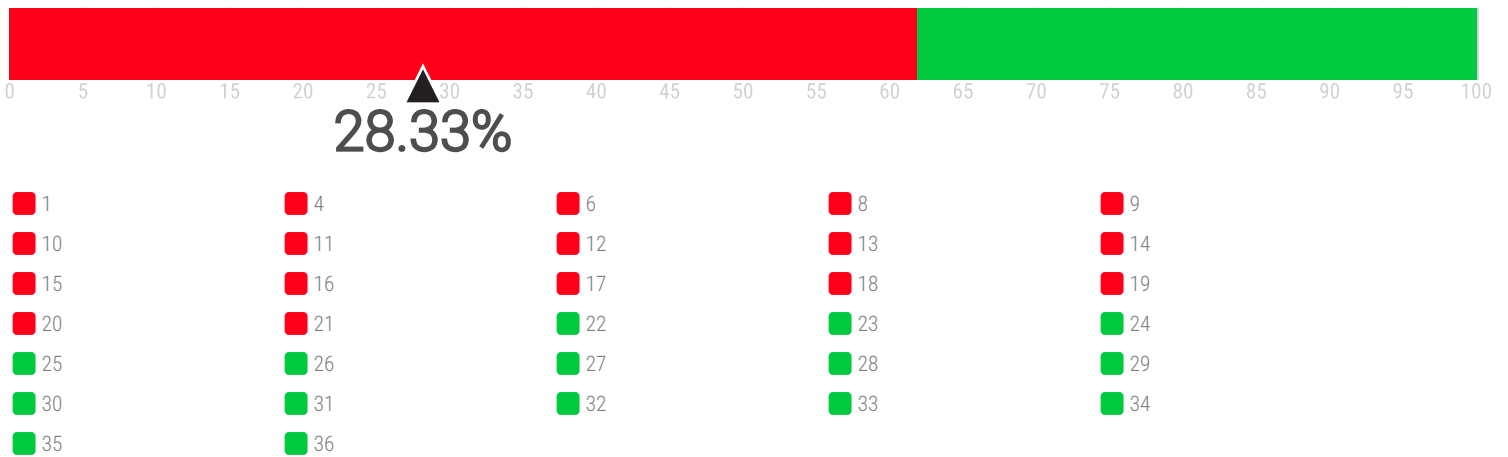
17 out of 60 points

15

Dear Parent or Guardian:

This report communicates how [redacted] performed on **ACT Pre-Test 2017-18 - Math**. This assessment was administered to measure [redacted] progress in mastering grade/course-appropriate state content standards.

Overall, [redacted] performed at a **15** proficiency level.



Below are area(s) for which [redacted] DID show mastery on this assessment.

Area	# Correct	% Correct
300 Level	2 / 2	100%

Below are area(s) for which [redacted] DID NOT show mastery on this assessment.

Area	# Correct	% Correct
A (Algebra)	5 / 10	50%
AF (Algebra / Functions)	4 / 9	44%
F (Functions)	0 / 4	0%
G (Geometry)	6 / 27	22%
N (Number and Quantity)	1 / 7	14%
S (Statistics and Probability)	1 / 3	33%
400 Level	5 / 12	41%
500 Level	6 / 17	35%
600 Level	4 / 22	18%
700 Level	0 / 7	0%

Student: Student #3 with IEP

Assessment: ACT Pre-Test 2017-18 - Math

Test Date: 9/22/2017

Subject: Mathematics

5.0%

3 out of 60 points

8


Dear Parent or Guardian:

This report communicates how [redacted] performed on **ACT Pre-Test 2017-18 - Math**. This assessment was administered to measure [redacted] progress in mastering grade/course-appropriate state content standards.

Overall, [redacted] performed at a **8** proficiency level.



5.00%



Below are area(s) for which [redacted] **DID show** mastery on this assessment.

Did not show mastery in any areas

Below are area(s) for which [redacted] **DID NOT** show mastery on this assessment.

Area	# Correct	% Correct
A (Algebra)	0 / 10	0%
AF (Algebra / Functions)	2 / 9	22%
F (Functions)	0 / 4	0%
G (Geometry)	1 / 27	3%
N (Number and Quantity)	0 / 7	0%
S (Statistics and Probability)	0 / 3	0%
300 Level	0 / 2	0%
400 Level	2 / 12	16%
500 Level	1 / 17	5%
600 Level	0 / 22	0%
700 Level	0 / 7	0%

Student: Student #4 with IEP

Assessment: ACT Pre-Test 2017-18 - Math

Test Date: 9/22/2017

Subject: Mathematics

11.67%

7 out of 60 points

12


Dear Parent or Guardian:

This report communicates how [redacted] performed on **ACT Pre-Test 2017-18 - Math**. This assessment was administered to measure [redacted] progress in mastering grade/course-appropriate state content standards.

Overall, [redacted] performed at a **12** proficiency level.



11.67%



Below are area(s) for which [redacted] **DID** show mastery on this assessment.

Did not show mastery in any areas

Below are area(s) for which [redacted] **DID NOT** show mastery on this assessment.

Area	# Correct	% Correct
A (Algebra)	2 / 10	20%
AF (Algebra / Functions)	2 / 9	22%
F (Functions)	0 / 4	0%
G (Geometry)	1 / 27	3%
N (Number and Quantity)	2 / 7	28%
S (Statistics and Probability)	0 / 3	0%
300 Level	0 / 2	0%
400 Level	2 / 12	16%
500 Level	2 / 17	11%
600 Level	3 / 22	13%
700 Level	0 / 7	0%